

**KHSAA TITLE IX
ANNUAL REPORT SUBMISSION
STATUS REPORT
2010-2011**

KHSAA
Form T65
Revised
3/2011

TO: KHSAA Member School Superintendents, Principals, and Athletic Directors

FROM: Julian Tackett, Commissioner
Darren Bilberry, Assistant Commissioner

DATE: April 22, 2011

School	Trinity- Whitesville	Reviewed by	Gary W. Lawson
--------	----------------------	-------------	----------------

The following is a status report regarding the required 2010 - 2011 Title IX Annual Report submission of forms due into the KHSAA office by April 15, 2011. Appropriate KHSAA Audit Team personnel have reviewed these forms and the following is a summary of this review.

I. Checklist of Forms properly submitted in a satisfactory manner:

x	GE 19 (Annual Verification)	x	T-35 (Budget Expenses)
x	T-1 (Summary Program Chart 1)	x	T-36 (Budget Expenses)
x	T-2 (Summary Program Chart 2)	x	T-41 (Checklist – Overall Interscholastic Program)
x	T-3 (Summary Program Chart 3)	x	T-60 (Corrective Action Plan)
x	T-4 (Summary Program Chart 4)	n/a	T-63 (Interscholastic Survey Results)

II. Status

A.	x	2010– 2011 Forms are satisfactory and no further information or action is necessary at this time.
B.		Errors have been noted with respect to the following forms:
C.		The following forms were omitted and must be submitted by school representatives:
D.	x	According to the 2010-2011 data, the school appears to be meeting the standards established in; <input checked="" type="checkbox"/> Test 1 (Athletic participation is proportionate to enrollment) <input type="checkbox"/> Test 2 (History and continuing practice of program expansion) <input type="checkbox"/> Test 3 (Full and effective accommodation of interests and abilities)
E.	x	Other Recommendation and Comments: According to the data and calculations submitted, the school is currently meeting the standard established in test #1 for provision of athletic opportunities. Once the G.E.R.C. ascertains the validity of the indicated interest in girls tennis, then compliance with test #3 will also be likely. In the benefits area, total athletic spending appears to currently favor the female athletes. Thanks for a good report.

KHSAA Emailer

select ademail as email_address,school as email_name from KHSAA_Schools,KHSAA.KHSAA_new_email_checked_schools where KHSAA_Schools.id=KHSAA.KHSAA_new_email_checked_schools.id AND KHSAA_new_email_checked_schools.user="dbilberry@khsaa.org" AND member="T" and (ademail is not null and ademail <> "") order by school

select prinemail as email_address,school as email_name from KHSAA_Schools,KHSAA.KHSAA_new_email_checked_schools where KHSAA_Schools.id=KHSAA.KHSAA_new_email_checked_schools.id AND KHSAA_new_email_checked_schools.user="dbilberry@khsaa.org" AND member="T" and (prinemail is not null and prinemail <> "") order by school

select superemail as email_address,school as email_name from KHSAA_Schools,KHSAA.KHSAA_new_email_checked_schools where KHSAA_Schools.id=KHSAA.KHSAA_new_email_checked_schools.id AND KHSAA_new_email_checked_schools.user="dbilberry@khsaa.org" AND member="T" and (superemail is not null and superemail <> "") order by school

- Below is a simulation of how your email will appear.
- You can manually modify the list of addressees in the "To:" box by deleting undesired addressees or adding new ones, one per line.
- You can modify the email subject in the "Subject:" box.
- When you're ready to send your email press the "Send" button. Do not close your browser window while emails are being sent.

From:	"Darren Bilberry, KHSAA" <dbilberry@khsaa.org>
To:	"Trinity (Whitesville)" <lrfs25@msn.com> "Trinity (Whitesville)" <billhagan@trinityhs.com> "Trinity (Whitesville)" <jim.mattingly@pastoral.org> gkboomers@hotmail.com
Subject:	Trinity-Whitesville HS-Title IX Annual Report- Status Re
<input type="button" value="Send Email"/>	
<p>Enclosed please find a copy of Form T-65, the <u>2010-2011 KHSAA Title IX Annual Submission Status Report</u>. In addition, you may find an attachment with corrected copies of the forms submitted by your school personnel.</p> <p>Also, KHSAA Audit Team Members may have requested the resubmission of some of the 2010-2011 Annual Report Forms or need additional information on your athletic programs. Please submit this information by the date requested if this is applicable. Copies of all KHSAA Title IX documents must be kept current and included in your permanent Title IX File at the school. All documents are subject to Open Records Requests.</p> <p>Should you need any further information, please do not hesitate to contact the appropriate Title IX Auditor listed on the T-65 form or Darren Bilberry at anytime. Thank You.</p> <p>Darren Bilberry Assistant Commissioner Kentucky High School Athletic Association Telephone- 859-299-5472 Fax: 859-293-5999 E-Mail: dbilberry@khsaa.org</p>	

- attachment; filename="Trinity- Whitesville.doc"

Copyright © 2001-2011 Kentucky High School Athletic Association (KHSAA), all rights reserved
This page is for the exclusive use of the KHSAA. Other use is strictly prohibited. Usage is monitored

To: "Darren Bilberry, KHSAA" <dbilberry@khsaa.org>
Subject: Copy: Trinity-Whitesville HS-Title IX Annual Report- Status Report
From: "Darren Bilberry, KHSAA" <dbilberry@khsaa.org>
Date: Fri, 29 Apr 2011 10:30:28 -0400 (EDT)

Attachment: Trinity- Whitesville.doc

Enclosed please find a copy of Form T-65, the 2010-2011 KHSAA Title IX Annual Submission Status Report. In addition, you may find an attachment with corrected copies of the forms submitted by your school personnel.

Also, KHSAA Audit Team Members may have requested the resubmission of some of the 2010-2011 Annual Report Forms or need additional information on your athletic programs. Please submit this information by the date requested if this is applicable. Copies of all KHSAA Title IX documents must be kept current and included in your permanent Title IX File at the school. All documents are subject to Open Records Requests.

Should you need any further information, please do not hesitate to contact the appropriate Title IX Auditor listed on the T-65 form or Darren Bilberry at anytime. Thank You.

Darren Bilberry
Assistant Commissioner
Kentucky High School Athletic Association
Telephone- 859-299-5472
Fax: 859-293-5999
E-Mail: dbilberry@khsaa.org

4/29/2011



KENTUCKY HIGH SCHOOL ATHLETIC ASSOCIATION
2010-2011 ANNUAL VERIFICATION OF TITLE IX PROCEDURES
 (To be submitted by April 15, 2011 along with other required forms)

The Trinity High School, Whitesville, Kentucky
 (Name of High School) (City)

certifies to the Kentucky High School Athletic Association that the following is an accurate and true representation of the facts surrounding compliance with 20 U.S.C. Sections 1681-1688, et. Seq. (also known as Title IX). I certify the following provisions in accordance with records at the school contained in the permanent Title IX file, at least one copy of which must be maintained in the Principal's office, and to the best of my knowledge have completed the following tasks:

I. Established a gender equity committee at the high school. (List committee personnel and provide attachment if necessary)

Name	Address	Phone	Title (Supt., Principal, Student, Parent, Coach, Etc.)
Bridget Abbott;	5499 Ky. 54 W., Reynolds Station, Ky. 42368;	(270) 256-1117;	coach
Richard Armes,	P. O. Box 15, Whitesville, Ky. 42378;	(270) 233-9885;	parent/coach
Luke Merritt;	9355 Herbert Road, Whitesville, Ky. 42378;	(270) 233-4448;	student
Sue Mills;	8460 Ky. 764, Whitesville, Ky. 42378;	(270) 233-9946;	parent/school business manager
Shannon Payne;	7350 Jack Hinton Road, Philpot, Ky. 42366;	(270) 233-2305;	coach
Mercedez Varble;	5062 Free Silver Road, Philpot, Ky. 42366;	(270) 929-2054;	student
Tommy Wall;	713 Ky. 54, Fordsville, Ky. 42343;		coach

II. Scheduled a minimum of three meetings during the 2010-2011 school year on the following dates:

September 15, 2010
November 17, 2010
February 16, 2011

III. Designated the following person(s) as the Title IX coordinator for the school:




Name	Title	Address	Phone
Larry Farmer	Athletic Director	1128 Charlotte Lane, Hartford, Ky. 42347	(270) 233-5533

IV. Designated the following person(s) as the Title IX coordinator for the district:

Name	Title	Address	Phone
Jim Mattingly	Superintendent	600 Locust Street Owensboro, Kentucky 42301	(270) 683-1545

School personnel are continuing to make periodic reviews of the boys' and girls' athletics program reflected in the Corrective Action Plan.

In addition to the above information, the above referenced school maintains a complete permanent file relative to Title IX records including copies of the self-assessment audit, all corrective action plans, and other related materials.

 _____ 4-12-11 2011
 Principal's Signature Date
 _____
 Superintendent Signature
 _____
 School Board Chairpersons' Signature
 (Send original copy to KHSAA - Maintain duplicate in Title IX school folder)



2010-2011
**ACCOMMODATION OF INTERESTS AND ABILITIES
 SUMMARY PROGRAM CHART (Form T-1)**

KHSAA Form T1
 Rev. 10/10

Participation Opportunities: Test One - Proportionality

		(Column 1)	(Column 2)	(Column 3)	(Column 4)
	Program	Enrollment	Percentage of Total Enrollment	Number of Interscholastic Participants (double and triple count)	Percentage of Total Participation
Row 1	GIRLS	57	48%	85	52%
Row 2	BOYS	61	52%	80	48%
Row 3	Totals	118	100%	165	100%

Instructions:

*Number of 8th grade students & below used in
 Column 3 and Column 4
 calculations: 17
 (12-Boys & 5-Girls)

- 1) Determine the total number of girls enrolled, (place in Row 1, Column 1). Determine the total number of boys enrolled, (place in Row 2, Column 1).
- 2) Add the total number of girls and boys enrolled to determine total enrollment, (place in Row 3, Column 1).
- 3) Calculate the percentage of total enrollment that is female. (Divide Row 1, Column 1 by Row 3, Column 1 and place in Row 1, Column 2.) Calculate the percentage of total enrollment that is male. (Divide Row 2, Column 1 by Row 3, Column 1 and place in Row 2, Column 2.) Note: Row 1, Column 2 plus Row 2, Column 2 should total 100%.
- 4) Ask coaches to confirm the names of those individuals who are on the team as of the first **date of regular season competition**, and cross out the names of those who were cut from the team or quit the team prior to the first regular season competitive event. Determine the total number of interscholastic athletics participants that are girls, (and place in Row 1, Column 3). In order to determine the total number of athletics participants, an individual should be counted each time he or she participates on a team. For example, if Jane Doe competes on the varsity volleyball team, the junior varsity volleyball team, the junior varsity basketball team, and the varsity softball team, she should be counted as four participants (**do not include club or intramural sports participants, cheerleaders, dance teams, or pom squads**). Calculate the same way for boys and girls. * In addition, should 8th grade students and below play on a Freshman, Junior Varsity, or Varsity team, they should also be counted for each team and sport on which they participate. If applicable, please asterisk in the above notation as to how many 8th grade students & below are included in the totals.
 Using the same procedure, determine the total number of interscholastic athletic participants that are boys, (and place in Row 2, Column 3). Add Row 1, Column 3 plus Row 2, Column 3 to get total participants and place in Row 3, Column 3.
- 5) Calculate the percentage of female participation. (Row 1, Column 3 divided by Row 3, Column 3 and place in Row 1, Column 4.) Calculate the percentage of male participation. (Row 2, Column 3 divided by Row 3, Column 3 and place in Row 2, Column 4.) Note: Row 1, Column 4 plus Row 2, Column 4 should total 100%.

Note: While being within three percent is not a formal compliance standard, if the percent listed in Row 1, Column 4 is within 3% of Row 1, Column 2, then it provides a good target within which compliance is likely.



**2010-2011
ACCOMMODATION OF INTERESTS AND ABILITIES
SUMMARY PROGRAM CHART (FORM T-2)
PARTICIPATION OPPORTUNITIES: TEST TWO - PROGRAM
EXPANSION**

		Column 1	Column 2	Column 3	Column 4	Column 5
Program		Number of Teams Currently Offered	Number of Participants	Number of Teams Added Since the beginning of the 2006-2007 School Year	Current Number of Participants for the 2010-2011 school year who are playing on teams added since the 2006-2007 School Year	Percent of Total Participation By Sex Added Since the beginning of the 2006-2007 School Year
GIRLS Row 1	varsity:	3	45	0	0	
Row 2	j.v.:	2	26	0	0	
Row 3	frosh:	2	14	0	0	
Row 4	total:	7	85	0	0	0
BOYS Row 5	varsity:	2	31	0	0	
Row 6	j.v.:	2	36	0	0	
Row 7	frosh:	1	13	1	13	
Row 8	total:	5	80	1	13	16%

- 1) For Column 1, list the number of interscholastic teams offered for girls and boys at each competitive level (varsity, junior varsity, and freshman). For girls, total each of the entries in Rows 1, 2, and 3 into Row 4. For boys, total Rows 5, 6, and 7 into Row 8.
- 2) For Column 2, list the number of participants at each level. For girls, total each of the entries in Rows 1, 2, and 3 into Row 4. For boys, total Rows 5, 6, and 7 into Row 8. Note: The totals in Row 4 for girls and in Row 8 for boys must be the same as the totals in Form T-1, Column 3, Rows 1 and 2 respectively.
- 3) For Column 3, list the number of interscholastic teams that have been added in the last five years at each competitive level. Count each team added during the 5 year period only one time. e.g. Girl's junior varsity soccer was added 3 years ago, count the team only once, not 3 times. For girls, total the entries in Rows 1, 2, and 3 into Row 4. For boys, total Rows 5, 6, and 7 into Row 8.
- 4) For Column 4, list the number of participants that are currently on each level of the teams that were added in the last five years. If a team was added previously but no longer exists, there are no current participants to be added for that team. For girls, total the entries in Rows 1, 2, and 3 into Row 4. For boys, total Rows 5, 6, and 7 into Row 8.
- 5) For Column 5, calculate the percentage of participants that have been added in the last five years. For girls, take the number in Column 4, Row 4 and divide by the number in Column 2, Row 4. For boys, take the number in Column 4, Row 8 and divide it by the number in Column 2, Row 8.
- 6) **Note: If the percentage of current participants added in the last five years is 25% or greater for the underrepresented sex (most likely girls), compliance with Test Two may be possible. If less than 25%, then compliance with Test Three should be analyzed. CAUTION: 25% is not a formal compliance standard.**

Principal's Signature: William D. Hagan Date: 4-12-11



**2010-2011
ACCOMMODATION OF INTERESTS AND ABILITIES
SUMMARY PROGRAM CHART (FORM T-3)**

KHSAA Form T3
Rev. 10/10

Participation Opportunities Test Three Full Accommodation

FOR ANY QUESTION ANSWERED "YES" IDENTIFY THE RESPECTIVE SPORT(S).

	GIRLS (Yes / No)		BOYS (Yes / No)
1. Based on the responses from your most recent student survey, is there sufficient interest to form a viable interscholastic team for a sport not currently offered? If yes, what sport?	No		No
2. For a sport not currently offered at the varsity level, is there sufficient interest based on your most recent Student Interest Survey to form a viable team for an interscholastic freshman team or junior varsity team?	Yes (Tennis)		Yes (Golf, Tennis & Wrestling)
3. For a sport currently offered at the interscholastic Junior Varsity or freshmen level, is there sufficient interest, based on your most recent Student Interest Survey, to form a varsity team?	NA		NA
4. If you answered YES to question (1), (2), or (3), are there enough high schools in the geographic area offering the sport (at the appropriate level) to allow for the development of a reasonable schedule of competition?	Yes		Yes
5. If you answered YES to question (1), (2), (3), or (4), are there enough high schools in the geographic area offering the sport (at the appropriate level) to allow for the development of a reasonable schedule of competition?	Yes		Yes

Remember, test three – full accommodation means addressing the unmet interest of the underrepresented sex (most likely girls), not the overrepresented sex (most likely boys).

Plans to Address Interest: **Gender Equity Committee investigation**

Principal's Signature: William D. Hagan Date: 4-12-11



**2010-2011
ACCOMMODATION OF INTERESTS AND ABILITIES
SUMMARY PROGRAM CHART (FORM T-4)**

KHSAA Form T-4
Rev. 10/10

Levels of Competition Test One

		Column 1	Column 2	Column 3
Girls	Team Levels	Number of Teams Currently Offered	Number of Participants	Percentage of Participants at Each Level
Row 1	varsity:	3	45	53%
Row 2	j.v.:	2	26	31%
Row 3	frosh:	2	14	16%
Row 4	total:		85	100%
Boys				
Row 5	varsity:	2	31	39%
Row 6	j.v.:	2	36	45%
Row 7	frosh:	1	13	16%
Row 8	total:		80	100%

- Column 1, list the number of interscholastic teams offered for girls and boys at each competitive level; varsity, junior varsity, and freshman. (Refer to Form T-2, Accommodation of Interests and Abilities, Summary Program Chart 2, Column 1.)
- For Column 2, list the number of participants at each level. For girls, total the entries in Rows 1, 2, and 3 into Row 4. For boys, total the entries in Rows 5, 6, and 7 into Row 8. (Refer to Form T-2, Accommodation of Interests and Abilities, Summary Program Chart 2, Column 2.)
- For Column 3, calculate the percentage of female and male participants at each level.
 For girls' varsity, junior varsity, and frosh, respectively:
 - Divide Column 2, Row 1 by Column 2, Row 4, and place the percentage in Column 3, Row 1
 - Divide Column 2, Row 2 by Column 2, Row 4, and place the percentage in Column 3, Row 2.
 - Divide Column 2, Row 3 by Column 2, Row 4, and place the percentage in Column 3, Row 3.
 For boys' varsity, junior varsity, and frosh, respectively:
 - Divide Column 2, Row 5 by Column 2, Row 8, and place the percentage in Column 3, Row 5.
 - Divide Column 2, Row 6 by Column 2, Row 8, and place the percentage in Column 3, Row 6.
 - Divide Column 2, Row 7 by Column 2, Row 8, and place the percentage in Column 3, Row 7.

Principal's Signature: William D. Hagan Date: 4-12-11



**2010-2011
ACTUAL EXPENDITURES - PROGRAM COMPARISON CHART 1 -(FORM T-35)
TO INCLUDE BOOSTER CLUB FUNDING**

Sports	Equipment and Supplies		Travel		Awards		Coaches' salaries (to include supplemental and extended employment; dollar amount required)	# Coaches for all levels / # Teams for all levels	Facilities Improvements		Publications (if sport-specific)	
	School	Booster	School	Booster	School	Booster			School	Booster	School	Booster
G basketball	\$600	\$1000	\$2000	\$2000	\$500	\$7000	2/2				\$25	
B basketball	\$600	\$2700	\$2000	\$500	\$500	\$7000	2/2				\$25	
G softball	\$1000	\$3000	\$8300		\$500	\$3000	2/2					
B baseball	\$1000	\$500	\$2000	\$1000	\$500	\$3000	2/3					
G cross country												
B cross country												
G golf												
B golf												
G soccer												
B soccer												
G swimming												
B swimming												

- Total expenditures on T-35 and T-36 on the 2010-2011 year report due by April 15, 2011 of each school year, should reflect the total monies spent (rounded off to nearest dollar) for the entire school year of 2009-2010 ending June 30, 2010.
- Booster Club Funding/Contributions must be included in the above expenditures total. (Note: It is illegal for coaches to be paid by Booster Clubs - Reference KHSAA Bylaw 27)

Principal's Signature: _____

Date: _____

4-12-11



**2010-2011
ACTUAL EXPENDITURES - PROGRAM COMPARISON CHART 2 - (Form T36)
TO INCLUDE BOOSTER CLUB FUNDING**

Sports	Equipment and supplies		Travel		Awards		Coaches' salaries (to include supplemental and extended employment; dollar amount required)		Facilities improvements		Publications (if sport-specific)	
	School	Booster	School	Booster	School	Booster	School	Booster	School	Booster	School	Booster
G track												
B track												
G tennis												
B tennis												
G volleyball	\$4000	\$1000	\$4000		\$500		\$3000	3/3				
B wrestling												
G (list sport)												
B football												
G (list sport)												
B (list sport)												

- Total expenditures on T-35 and T-36 on the 2010-2011 year report due by April 15, 2011, should reflect the total monies spent (rounded off to nearest dollar) for the entire school year of 2009-2010 ending June 30, 2010.
- Booster Club Funding/Contributions must be included in the above expenditures totals. Indicate percentage of total expenditures for each gender. (If disparities are obvious, list on your Corrective Action Plan (T-60) what action you will take to correct the problem.

Gender	Expenditures	Percentage
Boys	\$22,125	35%
Girls	\$41,425	65%
Total:	\$63,550	100%

Principal's Signature: William D. Hager Date: 4-12-11



2010-2011 KHSAA TITLE IX ATHLETICS AUDIT (Form T-41)
Checklist - Overall Interscholastic Athletics Program

KHSAA Form T41
Rev. 10/10

DIRECTIONS:

For the Areas of Compliance (Opportunities and Benefits) listed on the left hand side of the page, place a checkmark under the appropriate column identifying whether your school provided an advantage to the Girls' Program, or to the Boys' Program or to Neither Program. A review of T-35 and T-36 spending patterns might be helpful in completing this form.

Areas of Compliance:	ADVANTAGE TO:		
	GIRLS' PROGRAM	BOYS' PROGRAM	NEITHER PROGRAM
OPPORTUNITIES			
Accommodation of Interest and Abilities			X
BENEFITS			
Equipment and Supplies			X
Scheduling of Games and Practice Time			X
Travel and Per Diem Allowances	X		
Coaching			X
Locker Rooms, Practice and Competitive Facilities			X
Medical and Training Facilities and Services			X
Publicity			X
Support Services			X
Housing and Dining	X		
Tutoring NA			
Athletic Scholarships NA			

If an advantage/inequity is indicated, corrective action should be shown on the Corrective Action Plan, Form T-60.

Principal's Signature: William O Hagan Date: 4-12-11

SCHOOL NAME Trinity High School



**2010-2011 TITLE IX
CORRECTIVE ACTION PLAN
(FORM T-60)**

DIRECTIONS:

- For Column 1, indicate the intended area (Opportunities or Benefits) which needs corrective action in order to achieve gender equity. For Column 2, write the suggested change or activities that will correct the area in need of alteration. For Column 3, include the estimated completion date for the changes or activities.
- It is possible to attain compliance with Title IX and no longer need "corrective" action. However, the KHSAA strongly encourages compliant schools to identify items for improvement (Column 1), activities to accomplish the improvement (Column 2) and a timetable for completion (Column 3) that will strengthen the athletic program.
- You may copy this form as needed. Please attach corrective action plans along with audit forms and submit by April 15, 2011.

COLUMN 1	COLUMN 2	COLUMN 3
SPECIFIC ITEM FOR CORRECTION/IMPROVEMENT	PLAN FOR SUGGESTED CHANGE	START DATE AND COMPLETION DATE OF CORRECTIVE ACTION
Increase number of girl basketball participants	Work with grade schools to organize girl basketball teams	May, 2011—October, 2011
Add a girls' JV basketball team	Work with coaches on motivational techniques for participation	May, 2011—October, 2011

Principal's Signature: *Melvin D. [Signature]* Date: 4-12-11



**INTERSCHOLASTIC ATHLETICS
SURVEY (FORM T-63)
Summary of Student Responses**

2010-2011

School Year: _____

School Name: Trinity High School

**Enrollment
(9-12 Grade):** 118 (SHOULD AGREE WITH FORM T-1, COLUMN 1, ROW 3)

Number of 9-11 Grade Students Surveyed: 83

Number of 8th Grade Students Surveyed: 26

Date: April 11, 2011

Completed By: Sue Mills, Business Manager

Instructions:

1. Summarize the Student Athletics Interest Surveys Form T-61 by listing the total number of responses on the line next to each sport.
2. Under the Other Category please provide a listing of the sports as well as the number of students who are interested in participating.
3. Please sign and date this Summary Form (T-63) and mail this Summary Form only to the KHSAA by April 15. Do not mail the student surveys (Form T-61). However, these Forms should be maintained in your files in the event they are requested subsequently.

109 Number of Surveys

109 Total Returned (*A minimum of 80% return is expected*)

8-11 Grades Surveyed (*Should be grades 9-11 and 8th grade if school has a feeder system*)

Who Administered The Survey? teachers

How Was The Survey Administered? Distributed in second period

Give details on how it was administered and to which school group, Example: English classes, or all home rooms, etc. or advisee/advisor?)

KHSAA Sanctioned Fall Sports (List Total Number of Participation Responses)

3 Cross Country (Girls)

4 Cross Country (Boys)

17 Football (Boys)

_____ Golf (Girls)

13 Golf (Boys)

4 Soccer (Girls)

1 Soccer (Boys)

28 Volleyball (Girls)

Winter Sport (List Total Number of Participation Responses)

- 14 Basketball (Girls)
- 29 Basketball (Boys)
- 5 Indoor Track (Girls)
- 1 Indoor Track (Boys)
- 8 Swimming & Diving (Girls)
- 1 Swimming & Diving (Boys)
- 10 Wrestling (Boys)

Spring Sport (List Total Number of Participation Responses)

- 18 Baseball (Boys)
- 20 Fast Pitch Softball (Girls)
- 7 Tennis (Girls)
- 7 Tennis (Boys)
- 6 Track (Girls)
- 2 Track (Boys)

Non-KHSAA Championship Sports (From Student Survey T-61 Question 10)

- 28 Archery
- 3 Field Hockey
- 14 Bowling
- Gymnastics (Boys)
- 11 Gymnastics (Girls)
- 2 Ice Hockey
- 4 Lacrosse (Boys)
- 3 Lacrosse (Girls)
- 27 Rifle
- 17 Rodeo
- 18 Slow Pitch Softball
- 20 Volleyball (Boys)
- Water Polo
- 16 Weightlifting
- Other sports not listed Ping Pong-1, Kickball-1, Skeet Shooting-3, Equestrian-1

**Number of Students who participate in Intramural Sports
(From Student Survey T-61 Question 5)**

<u>Sport</u>	<u>Number</u>
<u>0</u>	<u>0</u>

List Intramural Sports students are interested in adding:
(From Student Survey T-61 Question 6)

<u>Sport</u>	<u>Number</u>
Football	6
Baseball	4
Basketball	19
Volleyball	12
Slow-pitch softball	4
Tennis	3

Participation in Non-School Sports Activities
(From Student Survey T-61 Question 7)

<u>Sport</u>	<u>Number</u>
Club volleyball	5
County league baseball	3
County league softball	10
Travel softball	3
Tennis	1
Rodeo	2

Reasons for not participating in interscholastic athletics
(From Survey Question 8)

- 6 I prefer other activities such as band, chorus, etc.
- 25 I don't have time
- 6 The practice schedules and game times are inconvenient
- 9 The sport I like isn't offered
- 2 It's too expensive
- 3 I prefer to participate in club or intramural sports
- 14 Working
- 1 Other: does not like coach

Student Suggestions to encourage participation

Intramural sports


Principal's Signature

4-12-11
Date